



## Access to Recreation Initiative 2007 Accessible by Design Awards

[www.accesstorecreation.org](http://www.accesstorecreation.org)

The **Accessible by Design Awards** program is designed to stimulate the development of creative universally designed recreation experiences that invite, welcome and support the inclusion of all people of all abilities. The winning designs will demonstrate how going above and beyond the minimum requirements of the ADA can create greater access and usability for all people of all abilities in the community. The winning designs will be awarded cash prizes to build these wonderful projects that will demonstrate the best of universal recreation experience design!

### Submission:

**One** original and **six** copies

Send to: Cindy Burkhour

Access to Recreation Initiative Manager  
2454 Lamplighter Drive  
Jenison, MI 49428-9127

Proposals must be **postmarked** by Friday, January 5, 2007

Direct questions to:

Cindy Burkhour, Access To Recreation Initiative Manager

[AccessRecreationGroup@juno.com](mailto:AccessRecreationGroup@juno.com)

Office 616-669-9109 Mobile 616-560-2378

**Proposal Cover Page:** (limited to one page)

### Applicant Information:

Agency/organization name, mailing address, phone and fax numbers

Contact person name, phone (direct line), e-mail

**Award Fund Request:** (Available award fund categories \$100,000/\$150,000/\$250,000)

Total amount of award category requested

Total amount of agency/organization match funds committed (25% minimum match required)




Identify source of match funds

Total project cost (award\$ + match\$ = total\$)

### Description:

Brief statement of how this recreation experience design will support/enhance/improve participation by people with disabilities in what specific recreation experiences.

## Proposal Format:

-  label all proposal sections
-  page header with project agency/organization name and "page # of total # of pages" (see ex. above)
-  submit in  $\frac{1}{4}$ " three ring clear view binders with project cover sheet on front

## Proposal Content:

### Statement of Need:

1. Identify and describe existing barriers to the recreation experience which are currently limiting participation by people with disabilities.
2. Identify users with that will directly benefit from this universally accessible recreation design.
3. Briefly describe your sources of information and the processes used to gather need information from individuals with disabilities, their families and advocates.
4. Describe the other existing accessible features/amenities of the site, where this recreation experience design will be constructed, that support participation by individuals with disabilities.

### Unique Universally Accessible Recreation Design Features:

1. Describe how the recreation experience will be made more accessible, by this design, to people with a variety of disabilities that may affect their abilities to... walk independently, stand, balance/walk on uneven surfaces, step up or down, see some or not at all, hear some or not at all, communicate with spoken word, reach in any/all directions, grip with one or both hands, transfer from a wheelchair, rise from a seated position, understand information, etc.
2. Describe the creative and unique universally accessible characteristics of the recreation experience design including but not limited to... independent use, inclusive participation, route slopes/surface/location/transitions; size and location of clear and maneuvering spaces; reach ranges in all directions; one-handed operation; viewing opportunities equity/ease; location of the universally accessible recreation experience within total site, visual and auditory information/way-finding/interpretation, location/connectivity to other site features, etc.
3. Discuss how this universally accessible recreation experience design will enhance the inclusive participation of people with and without disabilities together.

### Implementation Plan:

1. Submit design detail drawings and construction documents.
2. Submit an implementation time line for design and construction.
3. Submit a detailed project budget.
4. Submit an implementation plan for marketing the availability of this new accessible feature to the public and your process for specifically informing individuals with disabilities, their families and advocates of this accessibility improvement.

### Documentation of Universal Recreation Accessibility:

Attach, in **appendix A**, a complete design analysis...

1. Call out the "universally accessible" characteristics of the design that specifically go above and beyond minimum compliance with ADA requirements and include supportive documentation with specific ADA citations *exceeded*.
2. Discuss how the universally accessible recreation design enhances access to natural resources and describe how the design protects natural resources.

Attach, in **appendix B** a complete site analysis...

1. Call out the "universally accessible" characteristics of the site that specifically go above and beyond minimum compliance with ADA requirements and include supportive documentation and specific ADA citations *exceeded*.
2. Call out the characteristics of the site that only meet minimum compliance with ADA requirements and include supportive documentation with specific ADA citations *met*.
3. Call out the site features that are *not* accessible and are *not* in compliance with the ADA and submit a barrier removal plan and timeline.
4. Discuss how the universally accessible recreation design enhances access to natural resources of the site and describe how the design protects natural resources of the site.

### Agency/Organization Fund Commitment:

Attach, in **appendix C**, documentation of the agency/organization total fund allocation commitment and source.

### Reporting Requirements:

Attach, in **appendix D**, a reporting plan and time line for fulfilling the following reporting requirements of the grant:

1. Documentation of design and construction completion.
2. Documentation of marketing materials and activities.
3. Submit digital photo documentation of individuals with disabilities participating together with individuals who don't have disabilities in the recreation experience, utilizing the new universally accessible recreation experience.
4. Participate in a panel presentation at the 2008 MRPA conference.