



Michigan's Metropolitan Areas Fact Sheet

Prepared for

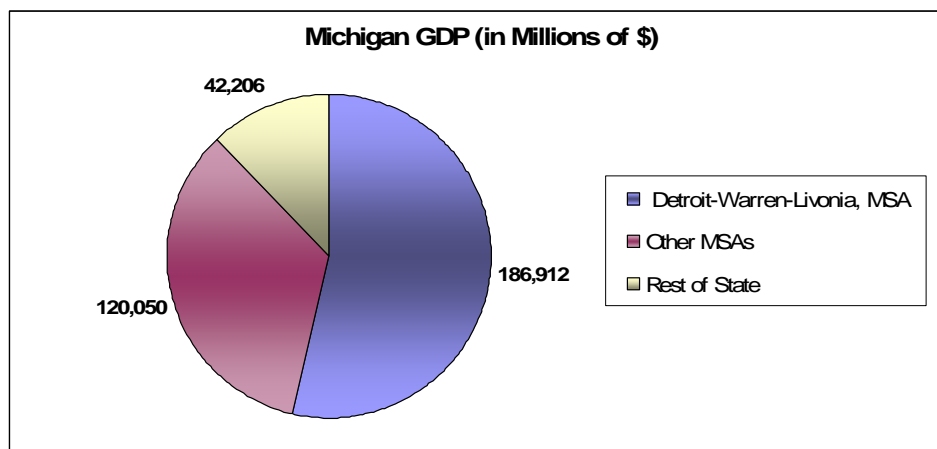
CEOs for Cities

Michigan's metropolitan areas drive the state's economy. The figures and charts below reveal the extent to which the State of Michigan's economy – as measured in terms of GDP, jobs, population and tax revenue – is accounted for by its metropolitan areas. A complete list of the metropolitan areas considered for the analysis is reported in the Appendix. All figures are for the year 2005, unless otherwise noted.

Over 82% of Michigan's population resides in its 14 metropolitan areas. As noted below, the economic contribution of Michigan's metropolitan areas, by each of the following measures, is even greater than their proportion of Michigan's population.

- **Gross Domestic Product**

Michigan's Metropolitan Areas account for 88% of the state's Gross Domestic Product. The Detroit region alone accounts for almost 54% of Michigan's GDP. In addition, the real GDP per capita (a measure of productivity) in Michigan's metropolitan areas is \$37,560, compared to \$24,949 in the rest of the state.

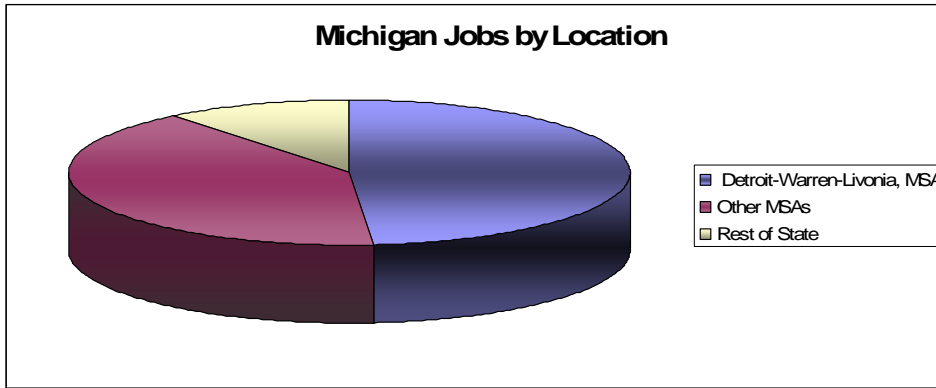


Source: Bureau of Economic Analysis

- **Employment and Business Establishments**

89% of the state's jobs are located in its metropolitan areas. As in the case of GDP, the Detroit region hosts the lion's share of the state's jobs (49%).

Michigan’s metropolitan areas also host close to 190,000 of the state’s business establishments, corresponding to approximately 80% of the total business base.¹



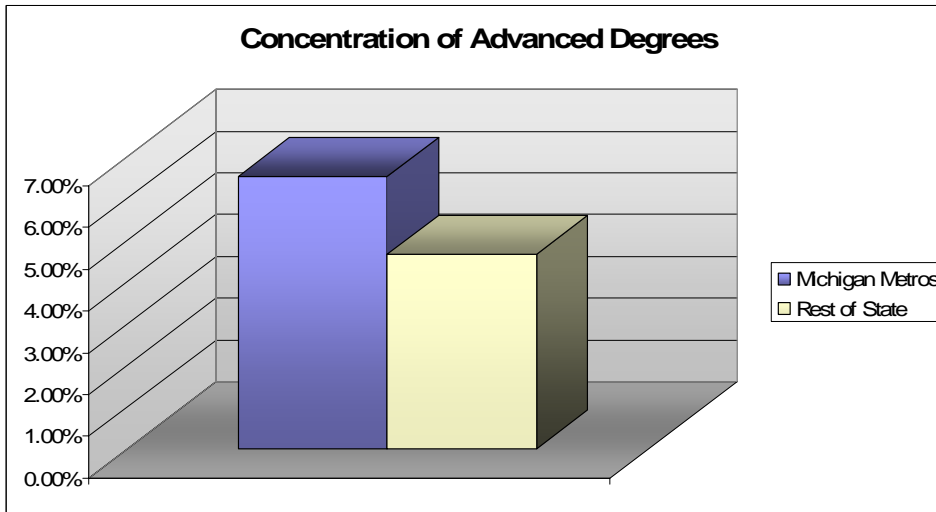
Source: Bureau of Economic Analysis and Bureau of Labor Statistics

- **Income Tax Revenue**

As of 2001, over 87% of federal income tax revenue from residents of Michigan came from its metropolitan areas. The average tax amount per return is \$9,000 for Michigan’s metropolitan areas compared to \$8,000 for the state overall.²

- **Educational Attainment**

Michigan’s metropolitan areas account for approximately 85% of the state’s BAs, and 87% of the state’s advanced and professional degrees – a key driver of growth in today’s knowledge economy.



Source: American Community Survey

¹ Source: County Business Patterns.

² Source: IRS Individual Tax Statistics (SOI) and RW Ventures calculations.



APPENDIX

Michigan's Metropolitan Areas:

Ann Arbor, MSA
Battle Creek, MSA
Bay City, MSA
Detroit-Warren-Livonia, MSA
Flint, MSA
Grand Rapids-Wyoming, MSA
Holland-Grand Haven, MSA
Jackson, MSA
Kalamazoo-Portage, MSA
Lansing-East Lansing, MSA
Monroe, MSA
Muskegon-Norton Shores, MSA
Niles-Benton Harbor, MSA
Saginaw-Saginaw Township North, MSA